

new dda aluminium roundbar lever furniture

Introducing the fabulous new range of DDA & BS8300 compliant roundbar aluminium lever furniture with matching pull handles, turns & indicators

The Disability Discrimination Act 1995 & BS8300 recognises the benefits of using roundbar furniture as it is not sharp, and that a minimum diameter ensures that there is a fair amount of material in the hand. Narrow styles of levers can be painful for arthritic hands to curl around. A minimum clearance of 45mm from the surface of the door helps to prevent finger traps, or problems for those with swollen joints. The length should allow the whole hand to be inserted and should have a minimum inside dimension of 95mm between the shank and the return. The return to door feature (119 & 122 variants only) serves two purposes - it stops hands from sliding off the end of the lever and helps prevent clothing, such as sleeves or loose knit garments getting caught, and pulling the wearer off balance.

The guidelines for lever furniture are:

Levers should be used in preference to knobs because they are easier to grip and do not require a twist of the wrist.

There should be a minimum distance of 45mm between the back of the lever and the face of the door.

All levers should return to door to prevent snagging on clothes.


Where possible, there should be a contrast in colour between the furniture and the door face.

The stated diameter of the furniture is 19mm (BS8300.2001 refers). However it is generally accepted that a thicker (i.e. 22mm) section is preferable.

Nylon door furniture is also favoured due to its relative 'warmth' to touch (also available, in 20 colours).

Bolt through fixings and secured spindles should be used especially on self-closing doors and heavy handed use.

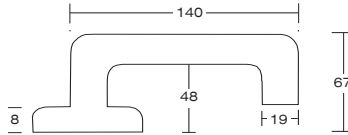
Maximum fixing height of 1000mm from finished floor level.


Within this section a number of items that meet with this criteria, or that have been selected specifically for less-abled use, are indicated with this symbol  **Note: DDA items in this section must be prefixed 'DDA' when ordered, otherwise standard, non-DDA product will be supplied.**

19mm dia. roundbar lever furniture 119/0



19mm DDA aluminium return to door lever on 50mm concealed sprung rose supplied with face fixing and bolt through screws




	on sprung rose (0)	119/0
		11.63

119/1



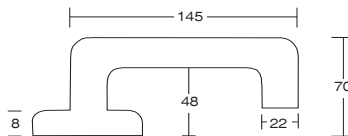
19mm return to door DDA aluminium sprung lever on concealed oblong backplate 153 x 45mm


	plate 1	latch	lock	euro	oval	bath
		119/1	119/1L	119/1P	119/1U	119/1B
		16.55	16.86	16.86	16.86	22.74

22mm dia. roundbar lever furniture 122/0



22mm DDA aluminium return to door lever on 50mm concealed sprung rose supplied with face fixing and bolt through screws



	on sprung rose (0)	122/0
		15.51

escutcheons, turn & indicator



1EB	1EL	1EU	1EP
2.40	2.40	2.40	2.40

	1DBT
	26.44

aluminium bathroom turn & indicator
5mm spindle follower
unique 'small lever handle' design
ideal for less abled use
exact finish match with all handles in this section

19 & 22mm dia. roundbar pull handles

150/150BF



151/225BF

19 & 22mm DDA roundbar aluminium pull handles 425mm with a clearance exceeding 45mm from pull grip to door face

	centres	150mm	225mm	300mm	450mm 	600mm 
bolt through	19mm dia.	150/150BF	150/225BF	150/300BF	150/450BF	150/600BF
		5.20	5.63	6.15	-	-
22mm dia.		151/150BF	151/225BF	151/300BF	151/450BF	151/600BF
		7.17	8.83	10.98	22.90	25.85
concealed rose	19mm dia.	150/150CF	150/225CF	150/300CF	150/450CF	150/600CF
		###	###	###	-	-
22mm dia.		151/150CF	151/225CF	151/300CF	151/450CF	151/600CF
		###	###	###	###.###	###.###
back to back	19mm dia.	150/150BB	150/225BB	150/300BB	150/450BB	150/600BB
		###	###	###	-	-
22mm dia.		151/150BB	151/225BB	151/300BB	151/450BB	151/600BB
		###	###	###	###.###	###.###